



American Life League's 2021 Planned Parenthood Facilities Report

Judie Brown, President

Hugh Brown, Executive Vice President

Jim Sedlak (1943–2022), Executive Director

Rita Diller, Interim Director, STOPP International

August 2022

**American Life League, Inc.
STOPP International Program
P.O. Box 6170, Falmouth, VA 22403
540-659-4171 • www.ALL.org**

© 2022 *American Life League, Inc.*



2021 Planned Parenthood Facilities Report

EXECUTIVE SUMMARY

Planned Parenthood Continues Its Abortion Focus

Our annual facilities report focuses exclusively on the physical presence of Planned Parenthood (PP) in the United States and the impact that has on the destruction of human life through its abortion business.

PP's customer base—which was over 3.0 million from 2005-2008—has stagnated at 2.4 million for the five years of Planned Parenthood Federation of America (PPFA) reporting, which ended in 2019. Although its latest annual report is far past due, Planned Parenthood has yet to release a report to show its customer numbers for 2020-2021.

Planned Parenthood's total facility count has decreased, but its focus on providing abortions—especially through the abortion pill—has steadily increased.

- 1973** *Roe v. Wade* decision opens floodgates of abortion as PP grows to 700 facilities.
- 1983** PP begins a ten year expansion campaign.
- 1992** Now with 992 facilities, PP says it will have 2000 facilities by the year 2000.
- 1995** PP facilities count reaches an all-time high of 938, far short of the 2000 facility goal.
- 2008** ALL begins Bringing Jesus to PP through Mary campaign. PP closes 284 facilities over the next 13 years.
- 2013** PP facilities fall below 700 for the first time in the 40 years since the *Roe v. Wade* decision.
- 2021** PP facilities count falls to 567. PP's abortion pill facilities continue to increase as its surgical abortions facilities decrease.

In the face of the many closures, Planned Parenthood continues to focus more and more on its abortion facilities, mainly via dramatically increasing the number of locations that commit abortion-pill abortions.

Planned Parenthood operated 172 surgical abortion facilities in 2005. That number rose slightly—to 176—in 2021. PP's number of pill abortion facilities, however, increased during the same period—from 57 in 2005 to 215 in 2021. When the pill abortion and surgical abortion facility numbers are combined, that brings the total number of abortion centers to 391 in 2021, up from 229 in 2005. Clearly, Planned Parenthood's focus is on abortion (see Table 5 and Graph 2).

Babies Saved When Planned Parenthood Closes

Although we clearly know from experience that babies will be saved when Planned Parenthood leaves town, it is difficult to put an actual number on how many babies will be saved. There are many variables,

and we must consider this question: *Was the closed facility a surgical and/or pill abortion facility doing hundreds of abortions a month, or was it a referral site sending girls to a PP facility miles away to destroy her baby?*

Of course, every Planned Parenthood center sells abortifacient contraceptives that kill hundreds of babies a year, but we have no way at all of ascertaining that number. So we are limited to just considering the medical/surgical abortions. When Planned Parenthood was at its apex in 1995, it operated 938 centers and committed 139,899 abortions. That works out to be an average of 149 abortions per center that year. We used that formula to find the average number of abortions at each PP facility for each year between 1995 and 2019--the latest year PP has reported its abortion numbers--to estimate the number of babies saved that year due to closures. Adding the yearly numbers, we find that at least 156,105 babies have been saved since 1995 of because of the closure of PP facilities.

Analysis

This 2021 Annual Survey of Planned Parenthood Facilities points to an overall decline of Planned Parenthood facilities and customers, while at the same time showing an increase in the percentage of facilities that offer some form of abortion.

METHODOLOGY: One physical address = one facility

Methods — Researchers collected data from the national website of Planned Parenthood Federation of America, the websites of local Planned Parenthood affiliates, and from individuals and organizations across the country. Data was also compared to that collected by other national groups. Where any discrepancy arose between data sources, phone calls were made to individual Planned Parenthood locations to determine the accurate data.

Facilities count — Researchers encountered a number of locations where Planned Parenthood claimed more than one center at the same physical address. This most frequently happened when Planned Parenthood was separating its abortion business from the rest of its services. In all cases where more than one center was listed at the same physical address, it was counted as one center.

Data collection period — The status of Planned Parenthood facilities is a fluid one. New facilities open, old facilities close, and specific services at facilities change on a regular basis. This report reflects the situation as of November 2021.

Categories of Abortions

In this facilities report, we provide information on how many Planned Parenthood locations commit abortions. Below are the various categories of abortion and the number of Planned Parenthood locations that commit that type of abortion.

SURGICAL ABORTIONS: These are invasive procedures in which the person committing the abortion inserts instruments (including needles) into the mother's womb to bring about the death of her child.

Planned Parenthood has 176 centers that commit these abortions.

ABORTION PILL ABORTIONS (also called medical abortions): In these types of abortions, the mother is given drugs to bring about the death of her child. In the FDA-approved protocol, this is done using two drugs: one to kill the child and a second to induce contractions so the now-dead child is expelled from the womb. **Planned Parenthood has 391 locations that commit these abortion pill abortions. This number includes:**

⇒ 176 centers that commit surgical abortions plus pill abortions

⇒ 215 centers that commit pill abortions (not surgical abortions)

CONTRACEPTIVE ABORTIONS (also called chemical abortions): Most so-called “contraceptives” (excluding the barrier methods) have three methods of operation. [WebMD describes](#) these methods: “It works mainly by preventing the release of an egg (ovulation) during your menstrual cycle. It also makes vaginal fluid thicker to help prevent sperm from reaching an egg (fertilization) and changes the lining of the uterus (womb) to prevent attachment of a fertilized egg [a newly created human being]. If a [new human being] does not attach to the uterus, it passes out of the body.” The third method is an abortion. The already-created human being is intentionally prevented from attaching to the uterus and dies. **While all 567 Planned Parenthood locations distribute products that cause these abortions, they do not include this type of abortion in their data.**

IVF ABORTIONS: The fourth category of abortions occurs at in vitro fertilization facilities across the country. During the process of IVF, mature eggs are collected (retrieved) from ovaries and fertilized by sperm in a lab resulting in an embryo (new human being). Then the embryo (or embryos) is transferred to a uterus. The IVF process has a number of procedures that result in aborting preborn children. This report does not delve into the specifics since Planned Parenthood is not yet involved with these abortions.

Summary of Results

During the year 2021, Planned Parenthood Federation of America continued to shrink. Our research shows that it reopened eight of the 18 facilities that were temporarily closed in 2020 due to the pandemic. It also closed 11 facilities in 2021 and opened six new ones (see Tables 1, 2, and 3).

- By the end of 2021 the total number of facilities was down to 567 (see Table 6). This marks the 19th year in a row of net closures (see Graph 1).
 - PP facilities closed in 2021: 11
 - PP facilities opened in 2021: 6
 - PP facilities temporarily closed that reopened in 2021: 8
- Planned Parenthood focuses on abortion by increasing surgical and pill abortion availability at its facilities, with an increasing emphasis on pill abortions. 69% of its facilities commit abortions.
- All 567 PP facilities sell abortifacient contraceptive drugs and devices.
- All of its 176 surgical abortion facilities also offer pill abortions, and an additional 215 facilities offer only abortion pill abortions, for a total of 391 abortion locations. (see Table 5).
- In 2021, Planned Parenthood added surgical and/or pill abortions to four of its existing facilities.
- Planned Parenthood runs 55% of all surgical and/or pill abortion facilities in the United States. This includes 82% of abortion pill-only locations and 39% of surgical locations (see Table 4).
- Wyoming and North Dakota are the only states where PP operates no medical facility, and there are three states (LA, MS, and WV) where Planned Parenthood does not yet commit abortions.

- Planned Parenthood had 133 fewer facilities at the close of 2021 than it had in 1973 when *Roe v. Wade* was decided and 371 (40%) fewer than it had at its peak.
- The top 10 states with the largest number of Planned Parenthood facilities are (see Table 7):

California (108)	Texas (32)	Pennsylvania (23)	Florida (21)	Ohio (20)
New York (52)	Washington (30)	Wisconsin (22)	New Jersey (20)	Illinois (18)

These 10 states account for 61% of all Planned Parenthood facilities in the US.

Conclusion

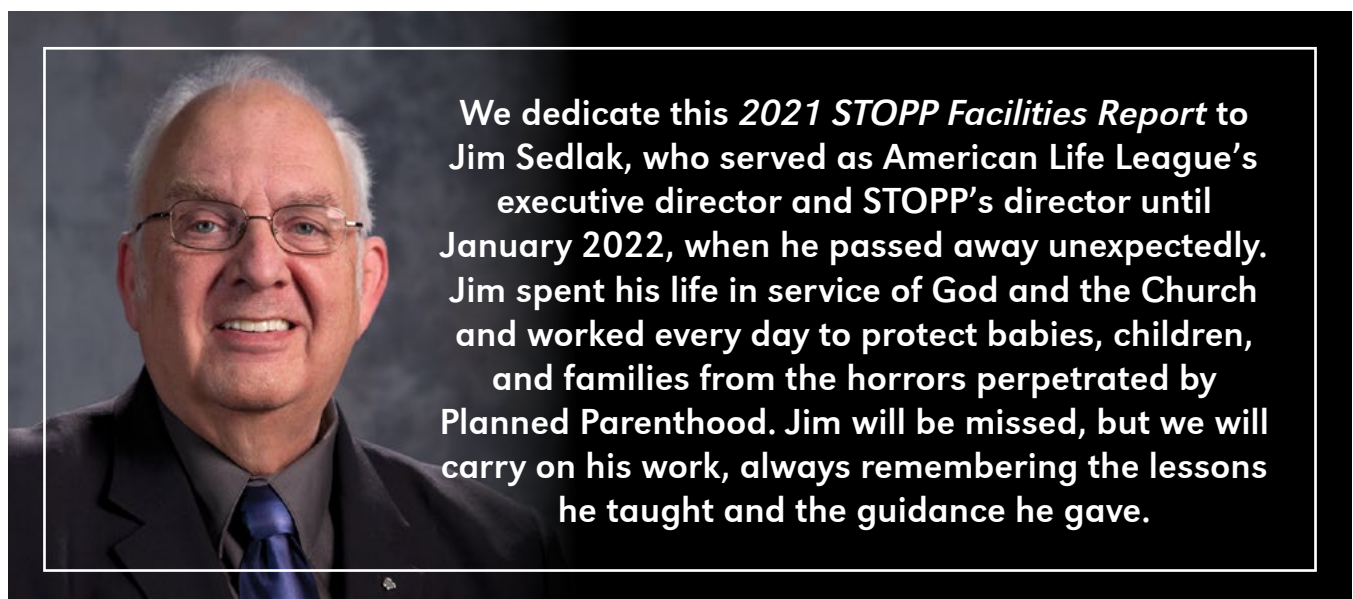
Planned Parenthood has suffered blow after blow for the past 19 years as more people understand the reality of abortion and its destruction of human life. Planned Parenthood’s falling facility numbers are strong indicators of its vulnerability to closure since it has always looked at the number of its facilities as representing the reach of the organization.

Planned Parenthood is hyper-focused on abortion, and in the face of the many facility closures, PP has scrambled to maintain its abortion presence in communities. To do so, it has added the abortion pill to many of its facilities. This strategy, along with continual increases in government funding, has kept PP abortion numbers high and its income up.

There remains much work to be done to free communities of the scourge of Planned Parenthood, but as our work continues, so do the closures! With each facility that Planned Parenthood closes, lives and souls are saved, and Planned Parenthood’s business reach falls another notch. Considering the proliferation of the abortion pill, it becomes even more critical to rid communities of Planned Parenthood.

With the US Supreme Court’s recent decision to strike down the horrible injustice of *Roe v. Wade* and its supposed constitutional right to abortion, the battle to stop abortion is now headed back to the states and communities. STOPP has been successfully working with grassroots organizations to build a solid wall of resistance to Planned Parenthood for 36 years. Today, we dig our roots even deeper to offer more support to the grassroots, boots-on-the-ground communities and statewide abortion fighters.

STOPP will not stop! We will continue to work to save lives and push harder as the abortion giant teeters.



Tables and Graphs

Table 1 — Facilities Temporarily Closed in 2020 and Reopened in 2021

FL St. Petersburg	NY Kingston	NY Staten Island
MI Jackson	NY Massapequa	PA Moon Township
NY Goshen	NY Rome	

Table 2 — Facilities Closed in 2021

(does not include those replaced by new facilities in the same community)

CA West Oakland	NY Rochester	WA Shelton
IA Cedar Falls	TN Knoxville*	WI Blair
IN Indianapolis	WA Kent	WI Sparta
NJ Freehold	WA Seattle	

* Building destroyed by fire 12/30/2021

Table 3 — New Facilities Opened in 2021

(does not include new that replaced old in same community)

AR Rogers	1222 W Poplar Street	<i>open 5 days a week</i>
CA Hemet	1780 E Florida Ave	<i>open 4-5 days a week</i>
DE Seaford	800 Health Services Drive	<i>open 2 days a week</i>
FL West Palm Beach	2300 N Florida Mango Road	<i>open 5 days a week</i>
NY Brighton	2225 S Clinton	<i>does pill abortions/open 4 days a week</i>
OH Lorain	200 W. 9th Street	<i>open 2 days a week</i>

Table 4 — United States Surgical and Pill Abortion Facilities 2021

	<u>All in US*</u>	<u>Planned Parenthood**</u>	<u>% PP</u>
Surgical Abortion Facilities	455	176	39%
Abortion Pill Only Facilities	262	215	82%
Total Abortion Facilities	717	391	55%

* Data from Operation Rescue (abortiondocs.org) accessed 1/6/2022

** Data from ALL’s STOPP International (stopp.org)

Table 5 — Planned Parenthood Surgical vs. Pill Abortion Facilities

(total does not include facilities that do not commit surgical or pill abortions)

YEAR	SURGICAL ABORTION FACILITIES (all do pill abortions also)	PILL ABORTION FACILITIES (no surgical abortions)	TOTAL (surgical and pill abortions)
2005	172	57	229
2006	172	60	232
2007	179	108	287
2008	174	121	295
2009	173	131	304
2010	165	156	321
2011	170	152	322
2012	176	159	335
2013	176	166	342
2014	173	164	337
2015	167	189	356
2016	164	194	358
2017	166	190	356
2018	159	198	357
2019	166	209	375
2020	174	213	387
2021	176	215	391

Table 6 — Planned Parenthood Decline in Facilities and Customers

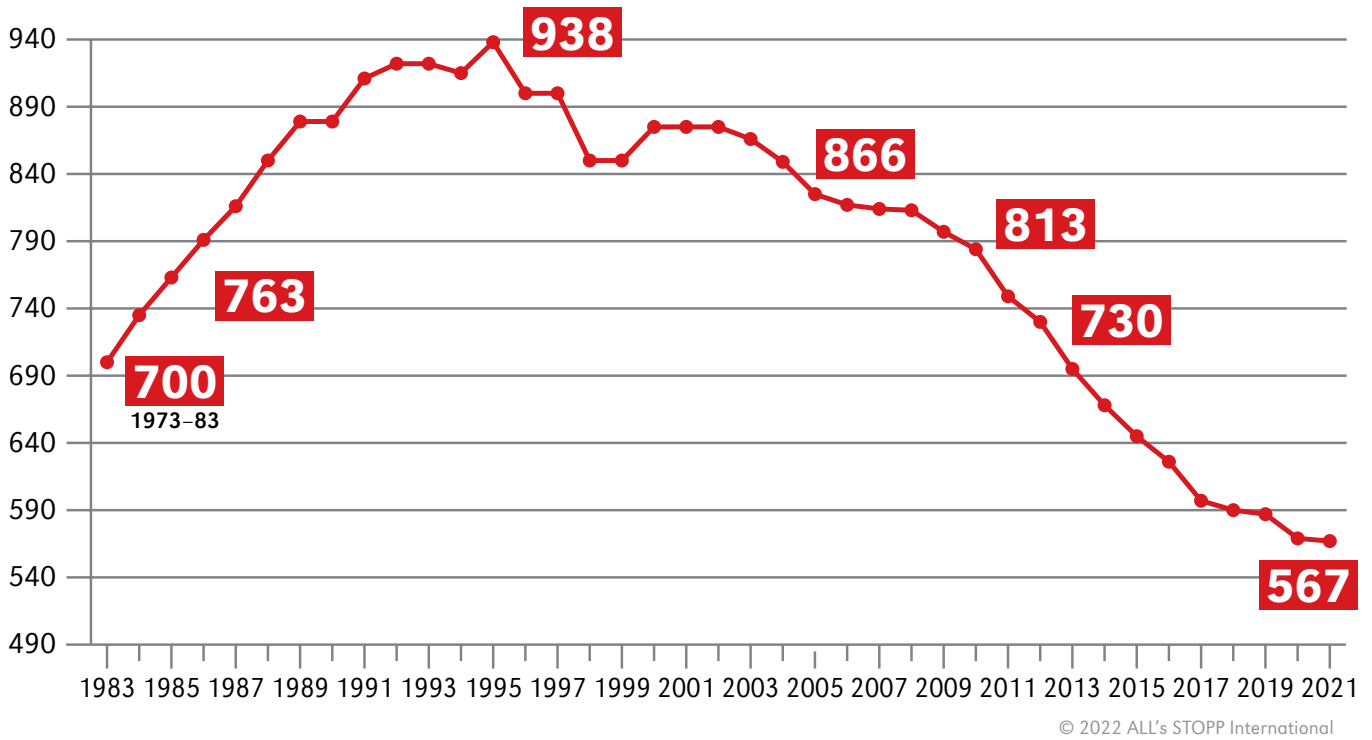
YEAR	# FACILITIES	# UNDUPLICATED CUSTOMERS
2006	859	3,140,540
2007	855	3,020,651
2008	844	3,000,000
2009	817	2,990,000
2010	785	2,999,999
2011	749	2,850,000
2012	730	2,840,000
2013	695	2,680,000
2014	668	2,500,000
2015	645	2,400,000
2016	626	2,400,000
2017	597	2,400,000
2018	590	2,400,000
2019	587	2,400,000
2020	571*	2,400,000
2021	567	(not yet reported)

* Revised to include eight facilities reopened

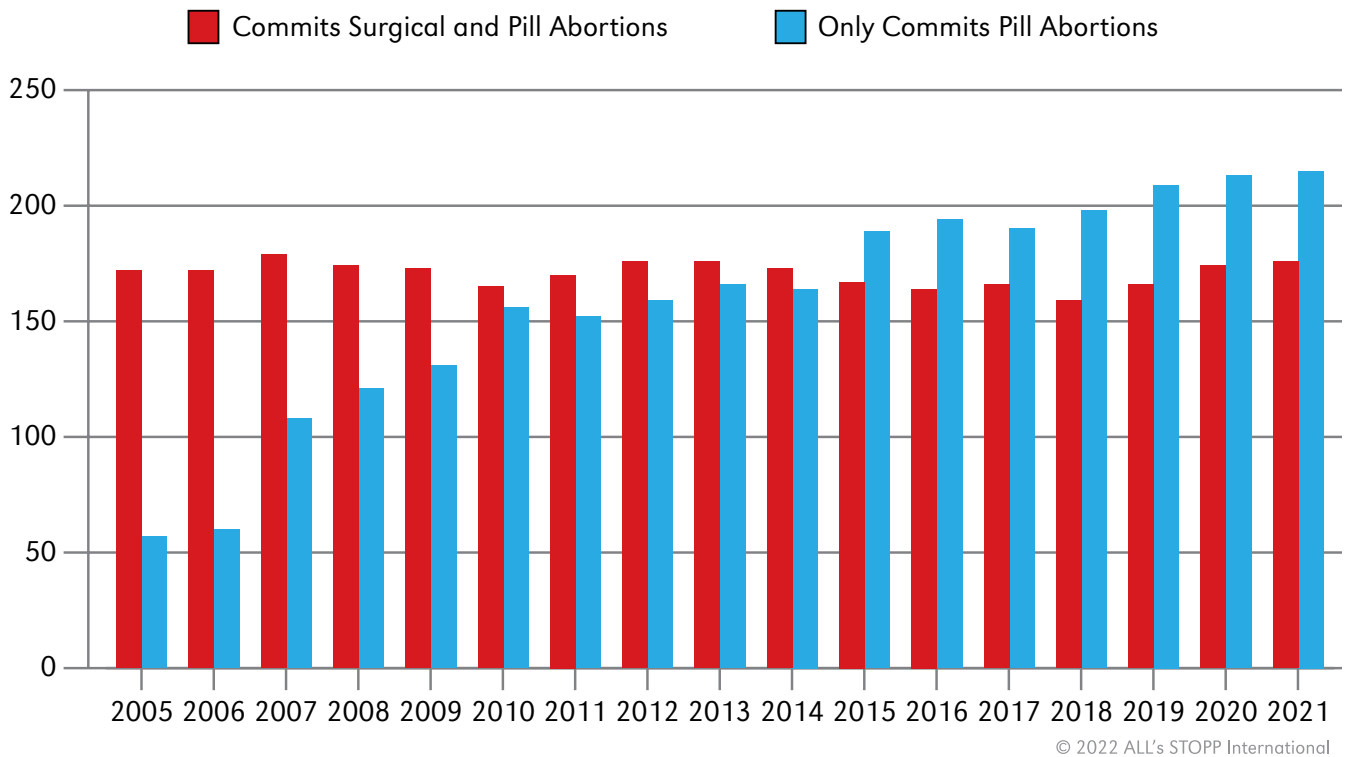
Table 7 — Number of Planned Parenthood Facilities by State in 2021

STATE	FACILITIES	STATE	FACILITIES	STATE	FACILITIES	STATE	FACILITIES
AK	4	ID	3	MT	5	RI	1
AL	2	IL	18	NC	9	SC	2
AR	2	IN	14	ND	0	SD	1
AZ	7	KS	2	NE	2	TN	3
CA	108	KY	2	NH	5	TX	32
CO	15	LA	2	NJ	20	UT	8
CT	14	MA	4	NM	4	VA	6
DC	1	MD	9	NV	3	VT	12
DE	4	ME	4	NY	52	WA	30
FL	21	MI	14	OH	20	WI	22
GA	4	MN	16	OK	3	WV	1
HI	2	MO	11	OR	11	WY	0
IA	8	MS	1	PA	23		

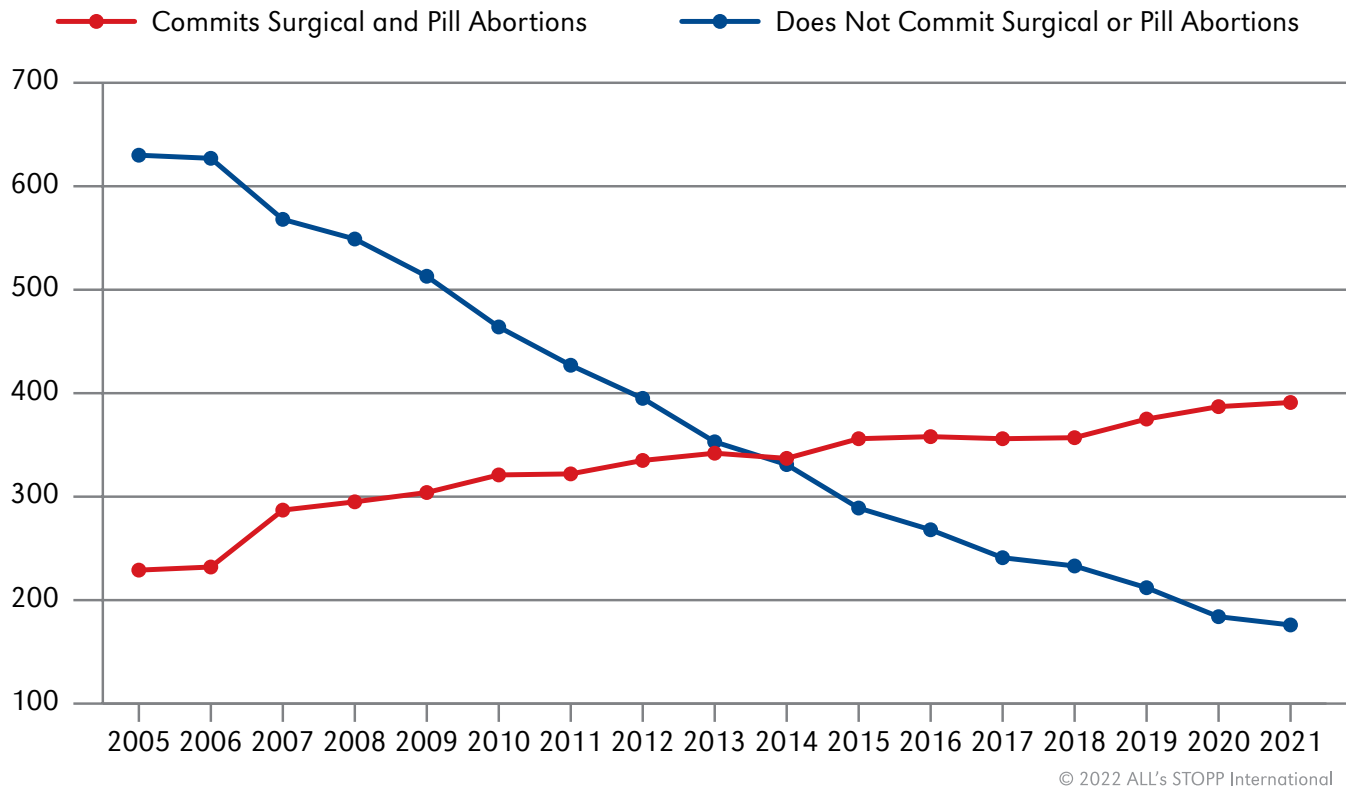
Graph 1 – Decline in Number of Planned Parenthood Facilities



Graph 2 – Planned Parenthood Surgical vs. Pill Abortion Facilities



Graph 3 — Planned Parenthood Facilities



The changing landscape following the 2022 *Dobbs* Supreme Court decision

While this report reflects Planned Parenthood facility numbers for 2021, we note that many Planned Parenthood affiliates across the nation closed and/or halted abortions immediately following the announcement of the *Dobbs* decision on June 24, 2022. The decision struck down *Roe v. Wade* and its concocted constitutional right to abortion across the US.

PP affiliates located in states where abortion is now or will soon be highly restricted began announcing immediately that they will stop operations or cease abortions. In the same breath, they provided links to get abortions at PP facilities in other states, some offering links to funding.